


# Baguier

Imprimer à taille réelle (décocher ajuster la taille)


Quel est votre tour de doigt ?

Posez une de vos bagues sur un des cercles du baguier ci-dessous.


Quand le trait du cercle touche l'intérieur de votre bague vous avez votre taille de doigt.




46




47




48




49




50




51




52




53




54




55




56




57




58




59




60




61




62




64



66



68



70



Vérifiez l'échelle en mesurant le trait ci-dessus, pour que le baguier soit juste le trait doit mesurer 10 cm.